


Complete Plant Closure of Catalytic Converter Manufacturing Plant



26949 Chagrin Blvd., Ste. 304, Beachwood, OH 44122, USA
Phone: +1 (888) 244-5820, Fax: +1 (888) 244-5820
www.timusglobal.com

(52) WELDING LINES



PARTIAL VIEWS OF (13) ROBOTIC WELDING ASSEMBLY LINES



PARTIAL VIEWS OF (6) SPIN FORM LINES



VIEWS OF PRESSES AND SEAM WELDERS IN (33) WELDING LINES



MELTON DUAL TORCH ROTARY WELDING BOOTHS



MELTON LEAK TEST/FINAL ASSEMBLY WELDING BOOTH

(52) WELDING LINES

(Lines May Be Sold Bulk Subject to Piece Meal Bids)

13 – ROBOTIC WELDING ASSEMBLY LINES

(1) Alliance Automation Robotic Welding/Assembly Cell Including Spot Welders, Spot Weld Presses, Panasonic Model VR-16 6-Axis CNC Transfer Robots, 8-Station Dial Assembly Machines, Torit Dust Collectors, MIG Seam Welders, Wire Feeders: (5) Comua-Pico Dual Line Robotic Welding Cells (2002-2003) Including Varying Quantities of Motoman Model UP200 6-Axis CNC Robots, Motoman Model UP6 6-Axis CNC Robots, Motoman UP130 6-Axis Robots, Leipold Power Supplies, Spectrum Automatic Feeders Addison-McKee Tube-Ending Sizing Machines: (7) Welding Lines Including Varying Quantities of Melton Booths, Motoman Model UP6 6-Axis CNC Robots with Yasnac Controls, Miller Invision II DC Power Supplies, Robot Mounted Wire Feeders, Melton Leak Test Booth-Rotary-Manual Booths, Acro Spot Welding Presses, Hi-Tech Spot Welders, Acro Leak Test Stands, or Acro Brick Verify Stands

6 – SPIN-FORM LINES

Including Varying Quantities of Hess Horizontal Stuffers, Hess Horizontal Hydraulic Can Swedgers, Hess Horizontal Spin Form Machines,

33 – WELDING LINES

Including Varying Quantities of Acro Resistance Rotary Seam Welders, Melton Welding Booths, Miller Invision 456P DC Welding Power Supplies, Wire Feeders, Fixtures, Spot Welding Presses, Weldmation Resistance Rotary Seam Welders, Acro Seam Welders, Acro Leak Test Stations, Melton Leak Test Stations, Hi-Tech C-Fram Hydraulic Crimping Presses, Niagara HF5-1/2 110 Ton Adjustable Bed Horn Presses, Niagara Model S2G-225-72-32 225 Ton Double Crank Gap Press, Crimping Presses, Leak Test Stations, McKee Addison Brick Stuffers, Custom Mfg. Compression Spot Welders, Superior Controls Scribing Marking Machines, Banders, Acro Plasma WC-100B Welders, Clinton Crimping Presses, BTM Punch Presses, Transfer Conveyors and associated support equipment.

(25) MARKING MACHINES

3 – COLUMBIA MARKING TOOLS MODEL GM60 I.D. PIN STAMP MACHINE, S/Ns Z-1878, (#DT008), N/A, (#DT-016), Z-3757, (#DT-017), All With CMT Model PCS2000 Display Monitor

1 – COLUMBIA MARKING TOOLS MODEL 200-20 ELECTRIC TAG HYDRAULIC EMBOSING PRESS, S/N K-9550, (#TM-162) With Littell No. 10 Power Centering Reel

21 – COLUMBIA MARKING TOOLS MODEL 860F AIR OVER HYDRAULIC ROLL STAMP MARKING MACHINES, S/Ns P-8280-4, R-7550-13, U-3500, R-7550, P-8280-2, R-7550-18, Z-8798, U-4420, V-6710, U-2710-1, R-7550-20, T-8400-2, R-7550-4, R-7550-17, Y-5630/R-7550-15, X-0971-1, X-0972-2, X-0987-2, X-0987-1, U-2710-2, Y-5630/S-3710

WELDING LINE COMPONENTS

- 1 – ACRO 2-STATION INNER SHIELD SPOT WELD STATION**, S/N 1849, (#W3-108), 1850, (#W3-109, #WP-602), (2) 4-Head Spot Welding Press Stations Each, With (2) RoMan Spot Welding Transformers, (4) Spot Welding Guns, Semi-Enclosure Stand, Light Curtains, Allen Bradley Panel View 1000 PLC Data Input Terminal, Rear-Mounted 3-Gun Spot Weld Station, Single 120 KVA RoMan Transformer, Allen Bradley Panel View 550 PLC Data Input Terminal
- 2 – MELTON DUAL TORCH ROTARY WELDING BOOTHS**, S/Ns 6310 (#WP-165), 8789, (#W1-112), With (2) Miller DC Welding Power Supplies, (2) Wire Feeders, Allen Bradley PLC Controls
- 1 – MELTON SINGLE TORCH ROTARY WELDING BOOTH**, S/N NA, (#WP-316), Miller Invision 456P DC Welding Power Supply, Miller 60M Series Wire Feeder, Trunnion Type Power Rotary Fixture, Allen Bradley SLC-5/04 CPU PLC, With Panel View 1400e, 1000 & 900 Input Terminals
- 1 – MELTON LEAK TEST/FINAL ASSEMBLY WELDING BOOTH**, S/N 8790, (#TM-598), Miller Access 450 DC Welding Power Supply, Miller Wire Feeder, With Remote Operator Interface Microprocessor Control, Trunnion Type Manual Rotary Fixture, With Air Lock, Allen Bradley PLC Control, With Panel View 1000 Data Input Terminal
- 1 – #WP-548 MANUAL WELD STAND**, With Miller Access 450 DC Welding Power Supply, S/N LG030916 (2006), Miller Access 40V Microprocessor Wire Feeder, Gorbol Force Articulated Arm 150-Lb. Capacity Lift-Assist Jib Crane, Manual Rotary Turntable, Steel Framework Base (J-17)
- 3 – MANUAL WELD STATIONS**, With Miller Access 450 DC Welding Power Supply, S/N LG001110, Miller Access 40V Microprocessor Wire Feeder, (1) With (2) Gorbol Force Articulated Arm 150-Lb. Capacity Lift-Assist Jib Cranes, Allen Bradley SLC-5/04 CPU Controller, Allen Bradley Panel View 1000 Data Input Terminal, Steel Framework Base
- 2 – ACRO RESISTANCE PRESS TYPE ROTARY SEAM WELDERS**, S/Ns 1607, 1606, RoMan 300 KVA Transformer, Allen Bradley 9/Series PLC Control, ATEK Tru-Amp III Welding Control, Traversing Clamp Fixture (Incomplete)
- 3 – WELDMATION RESISTANCE TYPE ROTARY SEAM WELDERS**, S/Ns 93N01-A, 93N01-B, N/A, Press Type, (2) With RoMan 300 KVA Transformer, Allen Bradley 9/Series PLC Control, ATEK Tru-Amp III Welding Control, Traversing Clamp Fixture (Incomplete, Not In Service), (1) With 20" Throat, Robotron Series 110 Control
- 1 – T.J. SNOW MODEL M44300X6353S CIRCULAR SEAM WELDER**, S/N 1122A, (#WP-151), Resistance Type, RoMan 300 KVA Transformer, Medar Weld Controls
- 2 – CUSTOM SEAM WELDER HEAD DRESSERS**, Motorized Gear Reduction, Toolpost
- 1 – HI-TECH TOOL VERTICAL SPOT WELDING PRESS**, S/N 1611, (#AP-010), 6 KVA, 7" Throat
- 9 – ACRO PRESS TYPE SPOT WELDERS**, S/N 4113, 80_KVA, RoMan Transformer, Medweld 4000S AC Welding Control, S/Ns 95-1390, 94-1336, 95-1393, 95-1392, 95-1379, 10" Throat, Robotron Series 50 Control, S/N 95-1413, 10" Throat, S/Ns 94-1375, 94-1336, 16" Throat, Robotron Series 50 Control
- 1 – CLINTON MACHINE HYDRAULIC CRIMPING PRESS**, S/N 4823, (#TM-541), Allen Bradley SLC-5/04 CPU PLC Control, With Panel View 1000 Data Input Terminal, Top-Mounted Hydraulics
- 1 – BTM/ACRO P-20-HX3"411 FLOOR TYPE C-FRAME PNEUMATIC ASSEMBLY PRESS**, S/N C42655/022502-159 (2006), (#PA-023), Allen Bradley SLC-5/04 CPU PLC Controls, With Panel View 1000 Data Input Terminal
- 1 – QUENCH TYPE LEAK TEST TANK**, S/N NA, (#TM-259), Stainless Steel, Size 24" x 8" x 10"
- 1 – LEAK TEST STAND**, (#TE-044) Allen Bradley SLC-5/04 CPU, With Panel View 1000 PLC Terminal
- 3 – Q.B. & ASSOCIATES LEAK TESTERS**, (1) With Allen Bradley SLC-5/04 CPU & Panel View 1000 PLC Controls, (1) With 96" x 34" x 18" Stainless Steel Submersing Tank, (2) Allen Bradley SLC-5/04 CPU PIC's & (1) Panel View 1000 PLC Terminal (Prototype), (1) With 36" x 60" Worktable
- 3 – SUPERIOR CONTROLS DATA COLLECTION CONTROL PANELS**, With Allen Bradley SLC-5/04 CPU, Panel View 1400e & Versa View 1500W PLC Data Input Terminals
- 4 – SUPERIOR CONTROLS/TELESIS PIN MARKERS**, Allen Bradley SLC-5/04 CPU, With Panel View 550 PLC, Telesis TMC420P Programmable Control



CNC SPIN FORM MACHINE

1 – M & M MODEL TRAKTRONIC TFM HF350TT CNC SPIN FORM LATHE, S/N 3-4499-01 (2001), (#F1-025) Center Height 25.6", Distance Between Centers 30.3", Variable Speeds 0-2450 RPM, Travels: 13.8" X, 11.2" Z, 28 Kw, Tailstock 7.8" Ejector Travel CNC Control Console, Enclosure Cage

(43) TUBE END FORMING/SIZING MACHINES


- 1 – MCKEE FM70 ID/OD DUAL SIZER HORIZ. HYDRAULIC TUBE END FORMING MACHINE, S/N 74201, Allen Bradley SLC-5/03 CPU & Panel View 900 PLC, Water Cooled Heat Exchanger
- 1 – MCKEE DUAL SIZER PLC HORIZONTAL HYDRAULIC TUBE END FORMING MACHINE, S/N 68626, Allen Bradley SLC-5/03 CPU PLC Controls, Panel View 900 PLC Terminal, Water-Cooled Heat Exchanger
- 9 – MCKEE-ADDISON ID/OD DUAL SIZER HORIZONTAL HYDRAULIC TUBE END FORMING MACHINES,
 - MODEL FM70 ID/OD DIGIFORM III, S/N 69125, Allen Bradley SLC-5/04 CPU, With Panel View 600 PLC Terminal, Water-Cooled Heat Exchanger,
 - (2) MODEL FM70 PLC, S/N 70ZM-41158, With Water-Cooled Heat Exchanger, S/N NA, Both With Allen Bradley SLC-5/03 CPU PLC Control, With Panel View 900 PLC Terminal
 - (2) MODEL FM70, Both With Allen Bradley CPU PLC Controls, Water-Cooled Heat Exchanger
 - (2) MODEL FM70 + ID/OD, S/Ns 69126, NA, Both With Water-Cooled Heat Exchanger
 - MODEL FORMASTER 70 + ID/OD, S/N J038521, Allen Bradley SLC-5/04 CPU PLC Controls, Water-Cooled Heat Exchanger
 - (2) MODEL FORMASTER 70, S/N 94793, With Allen Bradley SLC-500 Programmable Controller, S/N 52448, Both With Water-Cooled Heat Exchanger
- 1 – MCKEE-ADDISON DUAL SIZER HORIZONTAL HYDRAULIC TUBE END FORMING MACHINE, S/N 44711, Trabon Maxi Monitor Programmable Lube System, Water-Cooled Heat Exchanger
- 4 – EAGLE DUAL SIZER HORIZONTAL HYDRAULIC TUBE END FORMING MACHINES,
 - MODEL I/O-I/O 2000, S/N 553887, With Allen Bradley SLC-500 Programmable Controller,
 - MODEL SPECIAL I/O-I/O, S/N 3044, and MODEL I/O-I/O, S/N 3046, Both With Allen Bradley Mini PLC 2/16 Programmable Controller
 - MODEL ID/OD, S/N 3100, Trabon Maxi Monitor Mark III Programmable Lube System, All With Water-Cooled Heat Exchanger
- 1 – EAGLE MODEL I/O-I/O DUAL HEAD HORIZONTAL HYDRAULIC TUBE END SIZER, S/N 770104-16ZM-79140, 10-HP Water-Cooled Heat Exchanger
- 11 – MCKEE-ADDISON SINGLE SIZER HORIZONTAL HYDRAULIC TUBE END FORMING MACHINES,
 - MODEL EF-150-OD PLC, S/N J026126 (1999), Tube O.D. Range 7.0" Maximum - 1.5" Minimum, Pneumatic Lift Arm, Allen Bradley SLC-5/04 PLC Control, With Panel View 1000 Input Terminal, Light Curtain, Water-Cooled Heat Exchanger
 - (2) MODEL FM70, S/Ns 81414 81411, Allen Bradley SLC-5/04 CPU & Panel View 900 PLC Controls,
 - MODEL FM-150 DIGIFORM II, S/N 93063, Allen Bradley PLC Controls, With Panel View 550 Terminal,
 - (2) MODEL FM-70 ID/OD, S/Ns 93065, 74203, Allen Bradley PLC Controls, With Panel View 900 Terminal,
 - MODEL FM-150 DIGIFORM II, S/N 81408, Allen Bradley SLC-5/03 CPU, With Panel View 550 PLC Terminal, (Missing Head),
 - MODEL FORMASTER 150RF, S/N 68624, Allen Bradley SLC-5/03 CPU, With Panel View 900 PLC
 - (3) MODEL FORMASTER 70 ID/OD, S/Ns 70ZM-41759, 51333, 51331, Trabon Maxi-Monitor Mark III Programmable Lube System, (2) With Allen Bradley SLC-500 Controls, All (11) With Water-Cooled Heat Exchanger
- 3 – MCKEE-ADDISON MODEL FM70 DIGIFORM VERTICAL ID/OD HYDRAULIC TUBE END FORMING MACHINES, S/Ns J066367, 91710, 91709, Allen Bradley PLC Control, Panel View 1000 PLC Terminal, Water-Cooled Heat Exchanger
- 2 – MCKEE-ADDISON HYDRAULIC TUBE END SIZING MACHINES,
 - MODEL FM70 DIGIFORM VERTICAL, S/N J038495, R-L Hydraulic Shuttle Table,
 - MODEL DIGIFORM II HORIZONTAL, S/N 51455, Trabon Maxi Monitor Mark III Programmable Lube System, Both With Allen Bradley CPU PLC, Water-Cooled Heat Exchanger
- 6 – EAGLE SINGLE SIZER HORIZONTAL HYDRAULIC TUBE END FORMING MACHINES,
 - MODEL 1/0-3000 PLC, S/N 554039, Allen Bradley SLC-5/04 CPU PLC Control, With Panel View 1000 Data Input Terminal, Water-Cooled Heat Exchanger
 - (3) MODEL 1/0, S/Ns 1/0-988, 1998, 770103-29ZM-8712, With Allen Bradley PLC Controls, S/N 1017, All With Water-Cooled Heat Exchanger
 - MODEL IO 3000, S/N 554038, Allen Bradley Logix 5555B PLC, (Not In Service - Incomplete)
 - MODEL SP-1/0, S/N 1474, Standard Relay Electrics
- 1 – EAGLE MODEL C-2000 SINGLE HEAD HORIZONTAL HYDRAULIC TUBE END SIZING/FORMING MACHINE, S/N 553936, Allen Bradley SLC-500 Programmable Controller, 15-HP
- 2 – EAGLE SINGLE HEAD HORIZONTAL HYDRAULIC TUBE END SIZING MACHINES, (1) MODEL F, S/N 1141, S/N NA
- 1 – MCKEE-ADDISON FM-A60 PORTABLE AIR OVER HYDRAULIC SINGLE TUBE END SIZER, S/N 79176




MCKEE-ADDISON MODEL FORMASTER 70 ID/OD + ID/OD DUAL SIZER HORIZONTAL HYDRAULIC TUBE END FORMING MACHINE



EAGLE MODEL 1/0-3000 PLC SINGLE SIZER HORIZONTAL HYDRAULIC TUBE END FORMING MACHINES



EAGLE MODEL EPT-75-X PE PA CNC HYDRAULIC TUBE BENDING MACHINE



EAGLE TC-DC HYDRAULIC TUBE/PIPE CUT-OFF MACHINE

CNC TUBE BENDER

- 1 – EAGLE MODEL EPT-75-X PE PA CNC HYDRAULIC TUBE BENDING MACHINE, S/N 66-4155 (EST. 2001), (#BF-137), 3" Maximum Tube O.D., Maximum Wall Thickness .125" Carbon Steel/.062" Stainless, Center Line Radius 1.5" Min. - 10.0" Max., Maximum Tube Length Over Mandrel 118", Carriage Travel 114", Xycom CNC Control

PIPE/TUBE BENDERS

- 2 – BEN PEARSON MODEL "MUFFLER SHOP" PORTABLE HYDRAULIC TUBE BENDERS, 1-1/2" x 3" Capacity, With Flaring Unit & Bending Dies
- 1 – GREENLEE MODEL SMART QUAD 855 POWER CONDUIT BENDER, Portable, Hand Pendant Control
- 1 – LAKELAND MODEL 832 BENCH TOP HYDRAULIC TUBE BENDER, S/N 1523-RB98, Cart Mounted, With Bending Dies to 1-1/2" (No Hydraulic Power Unit)

TUBE CUT-OFF MACHINE

- 1 – EAGLE MODEL TC-DC HYDRAULIC TUBE/PIPE CUT-OFF MACHINE, S/N 553983, Allen Bradley SLC-500 Programmable Control, 15-HP



NIAGARA MODEL S2-G-225-77-33-1/2 DOUBLE CRANK GAP FRAME PRESS



2005
2 OF 7 OHMA MODEL P70000-M191 70-TON C-FRAME RE-STRIKE/PIERCING PRESSES



TORIT DOWNFLO MODEL 2DF4 DUST COLLECTOR

PRESSES

- 1 – NIAGARA S2-G-225-77-33-1/2 DOUBLE CRANK GAP FRAME PRESS, S/N 142166, Bed 77"LR x 33-1/2"FB, Stroke 16", Shut Height 30", Speed 30 SPM, Air Clutch & Counterbalance, Twin End Drive
- 1 – NIAGARA S2-G-225-77-32-1/2 225-TON DOUBLE CRANK GAP FRAME PRESS, S/N 40919, Bed 80-1/2"LR x 32-1/2"FB, 16" Stroke, 30" Shut Height, 5" Adjustment, 30 SPM, Ram Area 72"LR x 30"FB, Air Clutch, Air Counterbalance
- 1 – NIAGARA MODEL HF-5-1/2 110-TON ADJUSTABLE BED HORN PRESS, S/N 45940, #PA-045, Bed Size 40"LR x 30"FB, 8" Stroke, 10"-24" Shut Height, 5" Adjustment, 45 SPM, Ram Area 28"LR x 21"FB, Air Clutch, Air Counterbalance

SHOP PRESSES

- 7 – OHMA P70000-M191 70-TON C-FRAME RE-STRIKE/PIERCING PRESSES, Air Over Hydraulics, Center Piercing Cylinder, S/Ns W087049-1, -4, -3, -2, -7, -6, -5, (2005)
- 1 – H-FRAME HYDRAULIC SHOP PRESS, 60" x 23" Bed, Top-Mounted Electric Hydraulics, Enerpac 100-Ton Dual-Action Ram
- 1 – ENERPAC 30-TON H-FRAME HYDR. SHOP PRESS, Top-Mounted Electric Hydraulics, 29" Between Uprights, Adjustable Rail, With Hydra-Lift
- 1 – H-FRAME HYDRAULIC SHOP PRESS, 36" Between Uprights, Adjustable Rail, Enerpac Electric Hydraulic Pump
- 2 – ENERPAC 10-TON H-FRAME HYDR. SHOP PRESSES, 18" Between Uprights, Adj. Rail, 10-Ton Ram, Hand Hydraulics
- 1 – MELTON C-FRAME HYDRAULIC PRESS, S/N 7725, Platen 12" x 17", 20" Daylight, Allen Bradley PLC, With Panel View 1000
- 1 – BTM FLOOR TYPE C-FRAME PNEUM. PIERCING PRESS, S/N 123998, 10" Throat
- 1 – CUSTOM H-FRAME DESIGN HYDR. PRESS, 2' x 3' Bed, 50-HP Hydraulic Unit
- 1 – CLEARR H-FRAME HYDRAULIC PRESS, Approx. 150-Ton, 48" Between Uprights, Fixed Rail, 4-1/2" Ram

HOT FORM PRESS LINES

- 1 – EAST DOUBLE EYE PRESS LINE, Bar Bundle Table, Conveyor & Loader, 60" Wide x 20' Gas Fired Conveyorized Thru-Feed Pre-Heat Furnace, USI Clearing SE4-500-108-60 500-Ton 4-Point Eccentric Geared Straight Side Press, S/N 10-4578, Bed 108"LR x 60"FB, 8" Stroke, 38" Shut Height, 10" Adjustment, 10/35 SPM, Air Clutch, Air Counterbalance, Floor Standing, Scrap Conveyor, (2) Phillips Monitors
- 1 – WEST DOUBLE EYE PRESS LINE, With (1) Rotary Carousel Bar De-Bundler & Furnace Loader, (1) Gas Fired Thru-Feed Furnace, Open Type, 24" Bar Width, 20' Length, Link Chain Thru-Feed Conveyor, McKay Warco 400-Ton 4-Point Straight Side Press, S/N 65-1308-10 Bed 132"LR x 60"FB, 26" Stroke, 72" Shut Height, 18" Adj., 25 SPM, No Windows, Air Clutch, Air Counterbalance, PLC Controls

DUST COLLECTORS

- 1 – TORIT DOWNFLO MODEL 2DF4 DUST COLLECTOR, S/N IG436678-001, 5-HP, Pneumatic Pulse Jet Cleaning, (4) 16" Cartridge Filters, Stand Mounted, (Used With Messer CNC Plasma Cutter)
- 1 – TORIT DOWNFLO MODEL SDF-4 5-HP DUST COLLECTOR, S/N IG714602-001, (4) 10" Replaceable Cartridge Filters, Programmable Digital Controls
- 2 – NEDERMAN CEILING MOUNTED WELDING FUME EXHAUST UNITS
- 1 – TORIT DOWNFLO MODEL DFT2-12 DUST COLLECTOR, S/N IG050805, (#FU-033), 20-HP, (6) 16" Replaceable Cartridge Filters, Pneumatic Pulse Jet
- 1 – NEDERMAN FILTERMAX DUST COLLECTOR

1 OF 4 DANLY MODEL S4-700-108-60 700-TON 4-POINT STRAIGHT SIDE PRESSES AND PARTIAL VIEW OF FEED LINES



(4) AUTOMATIC PRESS LINES

(Note: Lines May be Offered in Bulk – Subject to Piecemeal Bids.)

- 4 – DANLY MODEL S4-700-108-60 700-TON 4-POINT STRAIGHT SIDE PRESSES, S/Ns 71301401 (Press #10), (#PM-065), NA (Press #12), (#PM-067), 71301406 (Press #14) (#PM-069), 71301407 (Press #15) (#PM-070), Bed Size 108"LR x 60"FB, Stroke 12", Shut Height 42", Adjustment 12", Speeds Variable 20-60 SPM Continuous/15-45 SPM Single Stroking, 42" Windows, Xycom Automation Microprocessor PLC Control, Press Watch 4-Channel Digital Production Monitor, T-Slotted Bolster & Ram, Air Clutch, Air Counterbalance, Floor Standing (Press #s 12 & 15, With Magnetic Scrap Removal Conveyor)


EACH PRESS WITH FEED LINE, Including: (1) Automatic Feed Co. 36" Press Mounted Motorized Power Roll Feeder, Serrated Feed Rolls, Motorized Adjustable Edge Guide Rolls, (1) American Steel Line Model 1000 36" 7-Roll Power Straightener, S/Ns 7553 (Press #10), 7554 (Press #12), 7607 (Press #14), 8508 (Press #15), Capacity 4-11, 3 Over 4 Rolls, Serrated Entry & Exit Pinch Rolls, Looping Control, (1) American Steel Line Model 1000 20,000-Lb. x 36" Capacity Power Uncoiler, S/Ns 7547 (Press #10), 7548 (Press #12), 7584 (Press #14), 8504 (Press #15), Hydraulic Expanding Mandrel, Hydraulic Power Lateral Adjustment, Hydraulic Holddown Arm, Stationary Frame Base, With Power Traveling & Lift Coil Loading Car (Note: Press #15 Needs Repair, #10 & #14 Line Roll Feeders Missing Edge Guide Rolls), #15 Line Roll Feeder Missing Drive Motor)



CINCINNATI MILACRON SABRE 1000-ERHA
CNC VERTICAL MACHINING CENTER



FADAL MODEL VMC-4020/906-1
CNC VERTICAL MACHINING CENTER



OKUMA & HOWA MODEL ACT-5L 2-AXIS
CNC TURNING CENTER

CNC VERTICAL MACHINING CENTERS

- 1 – MONARCH MODEL VMC-150B CNC VERTICAL MACHINING CENTER, S/N 94517B, (#MM-029), Table Size 36" x 84-1/2", CAT 50 Taper, 30-Position Automatic Toolchanger, Coolant, Chip Conveyor, Fanuc Series 15M Control
- 1 – CINCINNATI MILACRON MODEL LANCER ERH 1255 CNC VERTICAL MACHINING CENTER, S/N 7041-A01-94-0075, (#MM-030), Table Size 24" x 54", CAT 50 Taper, 30-Position Automatic Toolchanger, Acramatic 850SX Controls, Coolant
- 1 – CINCINNATI MILACRON MODEL SABRE 1000-ERHA CNC VERTICAL MACHINING CENTER, S/N 7039-A01-94-0472, (#MM-031), Table Size 20" x 44", CAT 40 Taper, 21-Position Automatic Toolchanger, Coolant, Acramatic 850SX Control
- 1 – FADAL MODEL VMC-4020/906-1 CNC VERTICAL MACHINING CENTER, S/N 9012845, (#MM-035), Table Size 20" x 40", CAT 40 Taper, 21-Position Automatic Toolchanger, Coolant, Fadal CNC 88 Control
- 1 – OKUMA & HOWA MODEL MILLAC 5VA CNC VERTICAL MACHINING CENTER, S/N A02B-0076-B101, (#MM-019), Table Size 22" x 60", CAT 50 Taper, 24-Position Automatic Toolchanger, Coolant, Fanuc 11M Control

CNC TURNING CENTERS

- 1 – OKUMA & HOWA 2-AXIS CNC TURNING CENTER, S/N 19169, Approximately 20" Swing x 48" Centers, 12-Position Tool Turret, Programmable Tailstock, 19-1/2" 3-Jaw Chuck, Coolant, Chip Conveyor, Fanuc System 10T Control
- 1 – OKUMA & HOWA MODEL ACT-5L 2-AXIS CNC TURNING CENTER, S/N 19129, Approximately 20" Swing x 48" Centers, 12-Position Tool Turret, Programmable Tailstock, 15" 3-Jaw Chuck, Coolant, Chip Conveyor, Fanuc System 3T Control

CNC ELECTRICAL DISCHARGE MACHINES


- 1 – LEBLOND MAKINO MODEL EDNC-85 CNC RAM TYPE EDM, S/N EHEJ-244, Worktable Size 39" x 27.5", Work tank Size 47.24" x 31.5" x 17.7", Travels: 31.5" X, 19.68" Y, 13.78" Z, 2000 Kg. Maximum Workpiece Weight, LeBlond Makino Controls, Dielectric Fluid System, Oil Matic Temperature Regulator
- 1 – MITSUBISHI MODEL DWC-200 CNC WIRE EDM, S/N 5920K233, Worktank Size 58" x 30" x 20", Mitsubishi Control, Dielectric Fluid System
- 1 – BRIDGEPORT/JAPAX MODEL LU-3B CNC WIRE EDM, S/N 115-02-684, (#TM-209), Worktank Size 31" x 22" x 18", Japax JAPT-3F Control, Dielectric Fluid System

ENGINE LATHES

- 1 – MONARCH MODEL 24"-N 27-1/2" X 60" ENGINE LATHE, S/N 7308, (16) Spindle Speeds 8 - 405 RPM, Quick Change Threading, Taper Attachment, 2-1/8" Hole-Thru Spindle
- 1 – MONARCH MODEL 2516X48 25" X 48" ENGINE LATHE, S/N 47555-K, Spindle Speeds 12 - 1500 RPM, Quick Change Threading, 2" Hole-Thru Spindle
- 1 – LEBLOND REGAL 22" X 60" ENGINE LATHE, S/N 2F587, (12) Spindle Speeds 27 - 1080 RPM, Quick Change Threading, Taper Attachment, 2-1/4 Hole-Thru Spindle
- 1 – MONARCH MODEL 16"CK 18" X 54" ENGINE LATHE, S/N 17235, (16) Spindle Speeds 16 - 650 RPM, Quick Change Threading, 1-1/2" Hole-Thru Spindle
- 1 – SOUTH BEND TURN-NADO 16/22" X 60" GAP BED ENGINE LATHE, S/N 318CG166040950, Spindle Speeds 20 - 2500 RPM, Quick Change Threading, Sony Readout
- 1 – BRIDGEPORT/ROMI MODEL TORMAX 16-8, 16" X 48" ENGINE LATHE, (20) Spindle Speeds 45 - 2240 RPM, Quick Change Threading, 2" Hole-Thru Spindle
- 1 – EMCO MAXIMAT V13, 13" X 48" ENGINE LATHE, S/N D2PC6C7006, (16) Spindle Speeds 30 - 2500 RPM, Quick Change Threading, 1-1/4" Hole-Thru Spindle, Acu-Rite Turn Mate 2-Axis Readout



LEBLOND MAKINO MODEL EDNC-85
CNC RAM TYPE EDM



OKUMA & HOWA MODEL 5V-NC 3-AXIS
CNC VERTICAL MILLING MACHINE

CNC VERTICAL MILLING MACHINE

- 1 – OKUMA & HOWA MODEL 5V-NC 3-AXIS CNC VERTICAL MILLING MACHINE, 18-1/2" x 62" Table, (12) Spindle Speeds 60 - 2500 RPM, Standard 50 Taper, Fanuc Control

HORIZONTAL BORING MILLS

- 1 – LUCAS MODEL 548 5" TABLE TYPE HORIZONTAL BORING MILL, S/N 5480807, 5" Spindle Bar Diameter, Table Size 54" x 86", (25) Spindle Speeds 7-1/2 - 850 RPM, 48" Vertical Travel, 72" Saddle Travel, Morse Taper
- 1 – LUCAS MODEL 42B 4" TABLE TYPE HORIZONTAL BORING MILL, S/N 42B-0713, 4" Spindle Bar Diameter, Table Size 40" x 74", (27) Spindle Speeds 9 - 1200 RPM, 42" Vertical Travel, 72" Saddle Travel, 4-Way Bed, Morse Taper

(11) MILLING MACHINES

- 1 – MICRO CUT MODEL 500VS 5-HP VARIABLE SPEED VERTICAL MILLING MACHINE, S/N 49080711, Table Size 11-3/4" x 59-1/2", Power Table/Saddle/Knee Travels, Spindle Speeds 60 - 3600 RPM, Kurt Power Drawbar, Newall Topaz 2-Axis Readout
- 1 – SOUTHWEST INDUSTRIES MODEL TRAK K39 3-HP PROGRAMMABLE VERTICAL MILLING MACHINE, S/N 032AK12120, Proto Trak SM 3-Axis Programmable Control, 3-Way Power Travel, Variable Spindle Speeds, 10" x 50" Table, Power Drawbar
- 2 – SHARP 3-HP PROGRAMMABLE VERTICAL MILLING MACHINES, 3-Axis Programmable Control, 3-Way Power Travel, Table Sizes 9" x 50" & 10" x 50", Variable Spindle Speeds 60-4500 RPM, Power Drawbar
- 1 – BRIDGEPORT SERIES I PROGRAMMABLE VERTICAL MILLING MACHINE, S/N 12BR-166573, TRAK AGE 2, 3-Axis Programmable Control, 3-Way Power Travel, 9" x 42" Table, Variable Spindle Speeds 60 - 4200 RPM, Kurt Power Drawbar
- 1 – ACER MODEL ULTIMA-4VK 3-HP VARIABLE SPEED VERTICAL MILLING MACHINE, S/N 98080953 (1999), Spindle Speeds 70 - 3600 RPM, Table Size 9" x 42", Alin AL4000 Variable Power Table Feed, Kurt Power Drawbar, Newall Topaz 2-Axis Readout
- 1 – BRIDGEPORT SERIES II SPECIAL 2-HP VARIABLE SPEED VERTICAL MILLING MACHINE, S/N 2414S, Table Size 11" x 58", Spindle Speeds 60 - 4200 RPM, Power Table Feed
- 1 – BRIDGEPORT SERIES I 2-HP VARIABLE SPEED VERTICAL MILLING MACHINE, S/N 12BR-206894, 9" x 42" Table, With Power Feed, 60 - 4200 RPM, Acu-Rite III Readout
- 1 – LAGUN 8-SPEED STEP PULLEY VERTICAL MILLING MACHINE, 2-HP, (8) Spindle Speeds 55 - 2940 RPM, 9" x 42" Table, With Servo 140 Power Feed, Newall Topaz 2-Axis Readout
- 1 – CINCINNATI NO.3 PLAIN VERTICAL MILLING MACHINE, S/N 2A3V11-147, Speeds NA, Table Size 15-1/2" x 62-1/2"
- 1 – KEARNEY & TRECKER MILWAUKEE MODEL S-15/315 PLAIN VERTICAL MILLING MACHINE, S/N 16/9923, Table Size 15" x 68", Spindle Speeds 25 - 2000 RPM



MICROCUT 500VS 5-HP
VARIABLE SPEED MILL




BRIDGEPORT SERIES I
PROGRAMMABLE MILL




SOUTH BEND TURN-NADO 16/22" X 60"
GAP BED ENGINE LATHE



AMERICAN HOLE WIZARD
4' X 11" RADIAL DRILL



1 OF 4 TANNEWITZ G1NE
36" VERTICAL BANDSAWS



LUCAS MODEL 42B 4" TABLE TYPE
HORIZONTAL BORING MILL

(18) DRILLS

- 1 - AMERICAN HOLE WIZARD 6' ARM X 17" COLUMN RADIAL DRILL, Spindle Speeds 20 - 1600 RPM, Power Clamping, Plain Box Table
- 1 - CINCINNATI BICKFORD SUPER SERVICE 5' ARM X 15" COLUMN RADIAL DRILL, S/N 4E-1030, (#DP-019), Spindle Speeds 14 -1500, Power Clamping, L-Base, (1) Universal (1) Plain Box Tables
- 1 - IKEDA MODEL RM1300 5' ARM X 13" COLUMN RADIAL ARM, S/N 66137, Spindle Speed Range 55 - 1440 RPM, Power Clamping, Universal Box Table (Hydraulic Maintenance)
- 1 - AMERICAN HOLE WIZARD 4' ARM X 11" COLUMN RADIAL DRILL, (12) Spindle Speeds 70 - 2100 RPM, Universal Box Table
- 1 - WILTON MODEL 5212301 4' ARM X 11" COLUMN RADIAL DRILL, SN 12724, (#DP-030), (12) Spindle Speeds 44 - 1500 RPM, Plain Box Table
- 1 - CINCINNATI BICKFORD SUPER SERVICE 24" SLIDING HEAD BOX COLUMN DRILL, S/N 2L2684, (8) Spindle Speeds 90 - 1500 RPM, Power Down Feed
- 2 - FOSDICK 24" SLIDING HEAD BOX COLUMN DRILLS, (1) With (12) Speeds 60 - 1500 RPM, 18" x 36" Table, (1) With (8) Geared Spindle Speeds 220 - 3600 RPM
- 1 - PRATT & WHITNEY MODEL 3B VERTICAL JIG BORE, S/N 198, (#MM-015), 24" x 55" Table, Newall Topaz Readout
- 2 - FOSDICK 20" SLIDING HEAD FLOOR TYPE DRILL PRESSES, (8) Speeds 60 - 1500 RPM, Power Down Feed
- 1 - SOLBERGA MODEL SE1425 20" GEARED HEAD BENCH TYPE DRILL PRESS, S/N 3493, (8) Speeds 120 -1548 RPM
- 1 - POWERMATIC MODEL 1200 20" VARIABLE SPEED FLOOR TYPE DRILL PRESS, S/N 9220V198, 100-2000 RPM
- 2 - WILTON MODEL 2025 20" FLOOR TYPE DRILL PRESSES, S/Ns 152718, NA, Spindle Speeds 80-1200 RPM
- 1 - AMT 5175 1-HP FLOOR TYPE RADIAL DRILL PRESS
- 1 - BUFFALO No. 16, 16" FLOOR TYPE DRILL PRESS
- 1 - WESTHOFF HORIZONTAL PRECISION DRILL, S/N WM100-1-92308

(20) SAWS

- 1 - DAKE-JOHNSON MODEL V-40 40" VERTICAL BANDSAW, S/N 191724, (#FM-056), Variable Blade Speeds 0 - 500 FPM
- 4 - TANNEWITZ MODEL G1NE 36" VERTICAL BANDSAWS, S/N 22007, With Hydraulic Power Blade Tension Adjustment, Hydraulic Power Guide Post Adjustment, S/Ns 93011, 77026, 96007
- 1 - GROB NS36 36" VERTICAL BANDSAW, S/N 1062, Blade Welder
- 1 - KALAMAZOO MODEL VT-18 TILT FRAME VERTICAL BANDSAW, S/N 10670, Power Head Infeed, Variable Blade Speed
- 1 - WILTON MODEL VTF-8-4 TILT FRAME UNIVERSAL VERTICAL BANDSAW, S/N 00-75027 (2000), Power Head Infeed, Power Clamping, Power Tilt, Coolant
- 1 - DOALL MODEL 2013-20 20" VERTICAL BANDSAW, S/N 377-921408 (1992), Variable Blade Speeds 0 - 5000 FPM, Blade Welder/Grinder
- 1 - DOALL MODEL 2013-10 20" VERTICAL BANDSAW, S/N 339-77765, (#FM-028), Variable Blade Speeds 50 - 5200 FPM, Blade Welder/Grinder
- 1 - STARTRITE MODEL V500F 20" VERTICAL BANDSAW, Blade Welder/Grinder
- 3 - MARVEL MODEL 8 UNIVERSAL VERTICAL BANDSAWS
- 1 - MARVEL UNIVERSAL VERTICAL BANDSAW
- 1 - W.F. WELLS MODEL L-10 10" X 12" CAPACITY HORIZONTAL METAL CUTTING BANDSAW, S/N L011226
- 1 - JET HVBS-7MW 7" CAPACITY HORIZONTAL/VERTICAL METAL CUTTING BANDSAW, S/N 5041736
- 1 - KALAMAZOO MODEL FS350S 350mm COLD SAW, S/N 400, Miter Type, Power Vise, Power Head Raise/Lower
- 1 - ERCOLE MODEL 280 8" X 10" POWER HACK SAW
- 1 - MILWAUKEE 12" ABRASIVE CUT-OFF SAW, 20' Heavy-Duty Roller Conveyor Table

MISCELLANEOUS MACHINERY

- 1 - ZOELLER MAGNUM COMPUTER CONTROLLED TOOL PRE-SETTER
- 1 - LASER VISION INSPECTION ARM, Jackknife Type Arm, 4' x 7' Table
- 1 - ENCO MODEL GL-30B BENCH TYPE MILLING & DRILLING MACHINE, S/N 2717
- 1 - TRINCO MODEL 40X40SL/BP ABRASIVE DRY BLAST CABINET, S/N 574602, 40" x 40", Flip Top, With Side Door, Dust Collector
- 1 - LAMINA MODEL HYDRA-DRILL PORTABLE HYDRAULIC DRILL UNIT, S/N P-1053, (1) Magnetic Base Drill Head
- 1 - DAKE NO.401A FLOOR TYPE ARBOR PRESS

Large Quantity Machine Support Equipment, Including Hundreds of Tool Cabinets (Stanley Vidmar, Lyon, Stronghold, Dayton & Others), Toolroom Accessories, Tooling, Holders, Cutters, Vises, Etc.


PALLET LIFT TABLES

- 1 - KNIGHT INDUSTRIES MODEL ZLLT5588 8000-LB. CAPACITY PNEUMATIC LIFT/TILT TABLE, S/N 17470A (2007), (2) 89" x 55" 4000-Lb. Capacity Pallet Lift Tables
- 4 - HOVAIR MODEL B614MD 8000-LB. CAPACITY PNEUMATIC LIFT/ROTATE/TILT TABLES, S/Ns TT0247-1197-2, TT0247-1198-2, TT0247-1196, NA, (ALL 2002), All With (2) 111" x 48" 4000-Lb. Lift Tables
- 2 - HOVAIR MODEL B614MDA 8000-LB. CAPACITY PNEUMATIC ROTARY TILT/LIFT TABLES, S/Ns TT0133-1036-2, TT0133-1035-1 (Both 2001), (2) 111" x 48" Pallet Lifts, 4000-Lb. Capacity
- 2 - HOVAIR 8000-LB. CAPACITY PNEUMATIC LIFT & ROTATE TABLES, Both With (2) 4000-Lb. 70" x 111" Tables
- 17 - AIR FLOAT 4000-LB. CAPACITY PNEUMATIC LIFT & TILT TABLES, (2) MODEL L17-0169 56" X 52", S/Ns 05-20269-02, 05-20269-01, MODEL L17-0132 55" x 55", S/N 06-21064-01, (4) 52" x 54", (10) 56" x 56"
- 2 - 4000-LB. CAPACITY 52" X 57" PNEUMATIC LIFT TABLES, Manual Rotate
- 1 - 50" X 110" PNEUMATIC LIFT & TILT TABLE
- 1 - SOUTHWORTH 3000-LB. CAP. ELECTRIC / HYDRAULIC 3000-LB. CAP. LIFT & TILT TABLE




Rebuilt 2001

BLANCHARD 48" VERTICAL SPINDLE ROTARY SURFACE GRINDER



1 OF 3 OKAMOTO MODEL ACC-124N 12" X 24" HYDRAULIC SURFACE GRINDERS



CINCINNATI 12" X 60" UNIVERSAL ID/OD GRINDER

ROTARY SURFACE GRINDER

- 1 - BLANCHARD 48" VERTICAL SPINDLE ROTARY SURFACE GRINDER, S/N 6622 (Rebuilt 1999), 48" Electromagnetic Chuck, 26" Wheel Dia., Coolant

SURFACE GRINDERS

- 3 - OKAMOTO MODEL ACC-124N 12" X 24" HYDRAULIC SURFACE GRINDERS, All With Electromagnetic Chuck, Coolant, Readout, S/N 7691, Overhead Dresser, Extended Vertical Column, S/N 7689, Overhead Dresser, S/N 7690, Incremental Downfeed
- 1 - ACER MODEL AGS-1020AHD 10" X 20" HYDRAULIC SURFACE GRINDER, S/N 9302021, Electromagnetic Chuck, Manual Overhead Dresser, Coolant
- 3 - THOMPSON 8" X 24" HYDRAULIC SURFACE GRINDERS, S/Ns 2F652647, 2F652648 (#GR-037), 2F652650, 2F652649, Electromagnetic Chuck, Coolant
- 1 - MITSUI HI-TECH MODEL 205MH 6" X 18" HAND FEED SURFACE GRINDER, Electromagnetic Chuck, Coolant, Newall Topaz Readout
- 1 - LANDIS ABRASIVE 6" X 18" HAND FEED SURFACE GRINDER, Permanent Magnetic Chuck
- 1 - K.O. LEE MODEL S709NFP2P 6" X 18" HAND FEED SURFACE GRINDER, Electromagnetic Chuck, With Variable Control

JIG, FACE, TOOL & DIE GRINDERS

- 1 - MOORE NO.3 JIG GRINDER, S/N G691, 11" x 24" Table, Mill Vision Programmable Readout
- 1 - TRIO TOOL 18" FACE GRINDER, S/N 956152, 18" Wheel Size, 14" x 22" Electromagnetic Chuck, Motorized Table Height Adj., Self-Contained Coolant
- 1 - SENECA FALLS MODEL RO FORM RELIEF OPTICAL TOOL GRINDER, S/N 25RO2020, Universal Workpiece Fixture, 10" Optical Comparator Screen
- 1 - MASTER MODEL 08 VERTICAL OSCILLATING SPINDLE DIE GRINDER, S/N 240
- 1 - BOYAR SCHULTZ NO. 2 PROFILE GRINDER, S/N 6-1017, Overarm Spindle

ID/OD GRINDERS

- 1 - CINCINNATI 12" X 60" UNIVERSAL ID/OD GRINDER, S/N 3F326X5V-002, Motorized Workhead, With 12" 6-Jaw Chuck, Tailstock, Drop-Down Motorized ID Spindle, SBS Auto Wheel Balancing System, With Model SB-4500 Programmable Control, Sony 2-Axis Readout, With #FU-052 External Coolant Unit, 6" Magnetic Separator
- 1 - MONARCH MODEL 16"-C 18" X 54" CONVERTED LATHE BASE, S/N 6576, Modified to Universal Grinder, Carriage Mounted Universal Mounted Universal Motorized Grinding Spindle, Universal Headstock, Chuck Speeds 17- 700 RPM
- 1 - MONARCH 20.5" X 48" CONVERTED LATHE BASE, S/N 6776, Modified to Universal Grinder, Carriage Mounted Motorized Universal ID Grinding Spindle, Universal Headstock, Chuck Speeds 17 - 700 RPM

MISC. SHOP & FACTORY GRINDERS

- 1 - POWERMATIC MODEL DS-20-3 20" DISC GRINDER, S/N 0406DS20223
- 1 - KALAMAZOO 12" VERTICAL DISC GRINDER
- 1 - MODEL 4421-4 20" VERTICAL DISC GRINDER/SANDER, S/N 406160828
- 1 - MODEL 4421-4 20" VERTICAL DISC GRINDER, S/N 406160826
- 1 - MODEL 4021-4 20" 3-HP VERTICAL DISC GRINDER, S/N 406160824
- 2 - 12" VERTICAL DISC GRINDERS
- 1 - 20" DISC 3-HP DISC GRINDER
- 1 - KALAMAZOO COMBINATION 6" BELT/12" DISC GRINDER
- 1 - WILTON MODEL 4401/A COMBINATION 12" DISC/6" BELT GRINDER, S/N 02070009
- 2 - DAYTON MODEL 3Z866 COMBINATION 12" DISC / 6" BELT GRINDERS, S/Ns 1410037, 310060
- 1 - BURR KING MODEL 960 4" BELT GRINDER
- 5 - BALDOR 12" 3-HP DOUBLE END GRINDERS, (3) NO. 1215W, S/N P4-91, X0404237009, P10-91, (2) NO. 1216W, S/Ns P3-93, N/A
- 1 - DAYTON MODEL 4Z9128 10" DOUBLE END PEDESTAL GRINDER
- 1 - BLACK & DECKER 7" DOUBLE END BENCH GRINDER

SLIP YOKE LINE

- 2 - LIKKOPING MODEL CL-660 TWIN GRIP CNC CENTERLESS GRINDER, S/N 524823, 524824, With GE Fanuc 16:-T CNC Control, 605mm Maximum Length, 700mm Maximum Width, 10-850 RPM
- 2 - GOLD CROWN MODEL GC-250 TWIN GRIP CNC CENTERLESS GRINDERS, S/Ns GC2509602 (1996), GC2509601 (1996), With XYCOM CNC Control, 6.25" Through 8.25" Length, 1.375 through 1.8865 Diameter; 30-HP, 7400 SFPM Wheel Speed, 24" x 7" x 12" Grinding Wheel
- 3 - DETROIT BROACH MODEL 35X78UTU 35-TON X 78" STROKE VERTICAL TABLE-UP HYDRAULIC BROACHES, S/Ns 025006, 025008 (1999), 025007, With Allen Bradley Panel View 1000 Controls
- 1 - DETROIT BROACH MODEL 15X42UTU 15-TON X 42" STROKE VERTICAL TABLE-UP HYDRAULIC BROACH, S/N 965066, With Allen Bradley Panel View 1000 Controls




CNC LASER CUTTING MACHINE

LASER LAB PENTAICON MODEL P-3015 3-AXIS CNC LASER CUTTING MACHINE



- 1 - LASER LAB PENTAICON MODEL P-3015 3-AXIS CNC LASER CUTTING MACHINE, S/N P-35895 (1994), Worktable Size 68-1/2" x 132-1/2", ANCA Model System 32 CNC Control, S/N 321941 (1994), Stationary Bridge, Traveling Table, 74" Between Columns, Arrow Ultimate Industrial 1800 Watt Co2 Laser, S/N 04/995, With GE Fanuc Series 90-30 PLC, Automatic Pallet Table Transfer System, With (2) 68-1/2" x 132-1/2" Spare Pallet Tables, GMT Coordinate Measuring Gantry, With Faro Arm Model S08/REV-O Inspection Arm, S/N S08019500189, SOS-REV-O Controller, Dell PC, Allen Bradley Panel View 550 PLC Terminal, Koolant Koolers Model HCV-7500-PR-NF-FILT Chiller, S/N 8782, 7-1/2-HP Compressor
- 1 - TORIT DOWNFLO DUST COLLECTOR, With (6) Replaceable Cartridge Filters, Pneumatic Pulse-Jet Cleaning





BETENBENDER MODEL 10-1/4 10' X 1/4" CAPACITY HYDRAULIC POWER SQUARING SHEAR

BETENBENDER 160-TON X 12' HYDRAULIC PRESS BRAKE



AJAX A & B INDUCTION POWER SUPPLY

METAL FABRICATING EQUIPMENT

- 1 - **BETENBENDER 160-TON X 12' HYDRAULIC PRESS BRAKE**, Manual Back gauge, 132" Between Housings, 8" Throat
- 1 - **BETENBENDER MODEL 10-1/4 10' X 1/4" CAPACITY HYDRAULIC POWER SQUARING SHEAR**, S/N 149598, Front Operated Power Back Gauge, (2) 48" Squaring Arms, (2) 34" Stock Support Arms
- 1 - **DREIS & KRUMP CHICAGO MODEL 184-P.B. 8' POWER APRON BRAKE**, S/N 111222
- 1 - **DREIS & KRUMP CHICAGO MODEL 50816 8' X 16 GAUGE HAND BENDING BRAKE**, S/N 322091M
- 1 - **TENNSMITH MODEL HBU-4812 48" X 12 GAUGE FINGER TYPE HAND BENDING BRAKE**, S/N 18918
- 1 - **HENDLEY & WHITTEMORE 6' INITIAL TYPE POWER BENDING ROLLS**, S/N 15248
- 1 - **PEXTO MODEL 4-16B 4' X 16 GAUGE INITIAL PINCH TYPE HAND SLIP FORMING ROLLS**
- 1 - **SCOTCHMAN MODEL 6509 HYDRAULIC IRONWORKER**, S/N 2411R186
- 1 - **HYDRAULIC ANGLE IRON CUTTING STATION**, With 6" Corner Notcher, 4" Angle Shear, Portable Stand Mounted, External Hydraulic Unit
- 1 - **LOCKFORMER 18 GA. POWER SHEET METAL EDGE CLEAT FORMER**, S/N 2895,
- 1 - **BAKER TRU-EDGE CIRCLE SHEAR/NIBBER**, 48" Throat
- 1 - **SHEET METAL WORKING BENCH**, With Pexto Model 0617 18 Gauge Hand Cleat Roller, S/N 10-97, Pexto Model 5444 Hand Bead Roller, S/N 50, Morlin Model 1300 Handy Flanger, Niagara Hand Flanger, 26" x 44" Steel Bench

METAL CUTTING TABLES

- 1 - **MESSER MODEL SM-1006 CNC PLASMA CUTTING TABLE**, S/N SM1006P-01-4027 (2001), Single Torch, 80" x 128" Dry Type Cutting Table, With Downdraft Exhaust System, Messer Pilot Model M282-0010 CNC Control, S/N 0800-00-1385, With Hypertherm MAX 100D 100 Amp Plasma Cutting Power Supply, S/N 71-001242
- 1 - **MG INDUSTRIES OXY/FUEL BURNING TABLE**, S/N AP4X490P-PC/NC-90-2243, Single Torch, 4' x 12' Burning Table, 4' x 12' Tracer Table, MG System 70 Programmable Tracer Eye
- 1 - **SINGLE TORCH JACKKNIFE ARM BURNING TABLE**

INERTIA WELDER

- 1 - **MFG TECH INC. MODEL T120BX OPPOSED HORIZONTAL INERTIA WELDER**, S/N T12XDHMF2969, 200 KVA, Bar Loading Table, With 4-Strand Feed Conveyor, Automatic Load, Sliding Headstocks, (2) Feed-All Automation Parts Feeders, Regulated Feed Tracks, 125-HP Hydraulic Power Unit, Enclosure Gate

WELDERS & PLASMA CUTTERS

- 4 - **WELDING CARTS**, With (1) Miller Invision 456P DC Inverter Welding Power Supply, S/Ns KH475254, KK096607, KH475253, KH453274, (1) Miller Maxstar 175 CC/DC Inverter Welding Power Supply, (1) Snap Start High Frequency Arc Starter, (2) With (1) S60M Wire Feeder, (2) With (1) 60M Series Wire Feeder
- 1 - **WELDING CART**, With (1) Miller DeltaWeld 450 CP/DC Welding Power Supply, S/N JG137125, (1) Miller Maxstar 175 CC/DC Inverter Welding Power Supply, (1) S-54A Wire Feeder
- 1 - **WELDING CELL**, With (1) Miller Syncrowave 250DX CC AC/DC Welding Power Supply, S/N LB334181, (1) Miller Invision 456P DC Inverter Welding Power Supply, S/N KK304483, (1) 60M Series Dual Wire Feeder, (1) Polarity Reversing Control
- 1 - **MILLER SHOP MASTER CC/CV AC/DC WELDING POWER SUPPLY**, S/N KF949809, With Miller D-60 Dual Wire Feeder, Polarity Reversing Control, Coolmate 3 Water Cooler, HF-251D-1 High Frequency Arc Starter, Leads
- 9 - **MILLER MAXTRON 450 CC/CV DC INVERTER WELDING POWER SUPPLIES**
- 5 - **MILLER INVISON 456P DC INVERTER WELDING POWER SUPPLIES**
- 7 - **MILLER DELTAWELD 452 CC/CV DC WELDING POWER SUPPLIES**
- 27 - **MILLER DELTAWELD 451 CV DC WELDING POWER SUPPLIES**
- 1 - **MILLER ACCESS 450 DC WELDING POWER SUPPLY**, S/N LF258938, With Access 40V Wire Feeder
- 1 - **MILLER CC/CV DC WELDING POWER SUPPLIES, DIMENSION 650**, S/N KD457146, Arc Welding Leads, DIMENSION 400, S/N JK538876
- 1 - **MILLER 330A/BP CONSTANT CURRENT AC/DC WELDING POWER SUPPLY**, S/N JE739854, With Radiator 1 Water Cooling System
- 1 - **MILLER GOLD STAR 300SS DC ARC WELDING POWER SUPPLY**, S/N JG052917
- 3 - **MILLER MAXSTAR 175 CC/DC INVERTER WELDING POWER SUPPLIES**, S/N KF862672, KD537586, With Snap Start High Frequency Arc Starter, S/N KC302471
- 1 - **THERMAL DYNAMICS PM6040 PLASMA CUTTER**
- 1 - **THERMAL ARC MODEL PAK 5XR 20 AMP PLASMA CUTTING POWER SUPPLY**, S/N B70292A183203B
- 1 - **ESAB ESP200 200 AMP PLASMA CUTTING POWER SUPPLY**, S/N PL-J120152

BAR END MILLING MACHINE

- 1 - **ARCADE SPECIAL BUILT THRU-FEED BAR END MILLING MACHINE**, S/N 1546, 72" Max. Bar Length, Bar Loader Table, Chain Link Transfer Conveyor, (4) Opposed Horizontal Milling Heads, (2 + 2), HP NA, Bar Unload Table, Chip Conveyor, Allen Bradley Versa View 1200e PLC Terminal

INDUCTION BAR HEATER

- 1 - **BAR INDUCTION HEATING LINE**, With (2) Ajax Magnethermic Model 400/10 PACER T 400 KW/10KHz Induction Heating Power Supplies, S/Ns H-2R420-A & B (2001), Output: 2500 Volt/400 Amp/1 Phase/10,000 Frequency/400 KW, PACER-T Microprocessor Controls
- 2 - **AJAX MAGNETHERMIC MODEL POST HEAT A & B INDUCTION POWER SUPPLIES**, S/Ns H-2S440A & B (2002), Output: 2500 Volt/8000 Amp/1 Phase/10KHz/400 KW, PACER-T Microprocessor Controls, (1) Heat Table, With (4) Alpha Thru Feed Induction Coils, 20' Runout Table

INDUCTION UPSET MACHINES


- 1 - **CUSTOM INDUCTION UPSET MACHINE**, With Bar Loader Table, Infeed Conveyor, 60" Max. Bar Length, Vertical Hydraulic Press Unit, With Welduction Model 5400A Induction Heating Power Supply, S/N 031998, Transfer Unit, Vertical Hydraulic Press Unit, With Welduction 5400B Induction Heating Power Supply, S/N 031998, Output: KW-SP12200/Frequency 10KHz/Volt 1250/Amps 160, Auto-Unloader/Stacker, PLC Control Panel
- 1 - **HESS/CLINTON MACHINE/CAPITOL INDUCTION UPSET MACHINE**, With Inducto Heat Model SP12-200-10 200 KW/10KHz Induction Heating Power Supply, Output: 200 KW/10 KHz/1875 Volt/ Water Cooling System, Bar Infeed Conveyor, 2-Head 4-Cylinder Bending Press, Automatic Bar Unloader/Transfer/Stacker, 100-HP Hydraulic Power Unit, Control Panel, With Panel Mate Pro LT PLC

HEAT TREAT


- 4 - **#1, #2, #3, #4 HEAT/BEND/QUENCH/DRAW FURNACE LINES**, All With (1) Therm Alliance Co. Gas Fired Thru-Feed Pre-Heat Furnace, 60" Wide 2-Strand Screw Type Conveyor, 25' Length, Control Panel, With Honeywell 2-Zone Digital Controls, (1) Single Strand Cross-Over Conveyor, Automatic Bar Loader, Automatic Bar End Bending Fixture, Panel Mate Power Pro Plus PLC, (1) #QT-014: In-line Oil Quench Tank, Thru-Feed Conveyor, 30' Length, Recirculation System, With Pumps, Heat Exchanger, Gas Fired Conveyorized Thru-Feed Draw Furnace, 60" Bar Width, 60' Length, Heavy-Duty Link Chain Conveyor, Control Panel, With Honeywell 3-Zone Digital Controls
- 1 - **THRU-FEED WASHER**, 48" Wide Stainless Steel Wire Mesh Belt, 25' Length, Electric Heat, Single Stage Pre-Heat, Wash, Rinse, Allen Bradley Panel View 1000 PLC, 4' x 12' Inclined Vibratory Feeder
- 2 - **PACIFIC INDUSTRIAL COLD SPRING STABILIZER BAR FATIGUE RELIEF CONVEYORIZED FURNACES**, Gas Fired, Twin 72" Wide Belts, 100' Length, Loaders/Unloaders, Control Panel (Not In Service)
- 1 - **ENERCO TECH PRODUCTS MODEL 5184500 GAS FIRED OVEN**, S/N 110210195, 48" x 42" x 24"
- 1 - **LEEDS & NORTHRUP ELECTRIC HOMO-CARB FURNACE SYSTEM**, With (2) 48 KW 1400° Fahrenheit Pit-Mounted Furnaces, Control Panel, With Honeywell Digital Controls & Chart Recorder
- 1 - **LEEDS & NORTHRUP ELECTRIC HOMO-CARB FURNACE**, Control Panel
- 1 - **HAYES ELECTRIC FURNACE CO ELECTRIC BOX FURNACE**, 32" x 48" x 20", Honeywell Digital Controls & Chart Recorder
- 1 - **KIRKSITE ELECTRIC MELTING FURNACE**, 48" Diameter, Trunnion Mounted, Tilting, Honeywell Digital Controls, Exhaust Unit
- 1 - **HOSKINS 22" X 22" X 14" ELECTRIC BOX FURNACE**
- 1 - **HAYES ELECTRIC FURNACE CO ELECTRIC BOX FURNACE**
- 1 - **QUENCH TANK**, 60" x 60" x 36", 2-Compartment, Air Pump (Toolroom Heat Treat)
- 1 - **TAYLOR WHARTON MODEL K SERIES CRYOSTO GAGE SYSTEM**



1 OF 2 WHEELABRATOR PASS-THRU SPIN HANGER TYPE 3-WHEEL ABRASIVE SHOT BLAST MACHINES



PARTIAL VIEW OF 26 SECTIONS OF 9' WIDE X 4' DEEP X 16'H PALLET RACKING



1 OF 7 STANLEY VIDMAR STAK SYSTEM STORAGE RACK SYSTEMS



KRONE CRANES 60/30-TON X APPROX. 90' SPAN TOP RIDING DOUBLE GIRDER BRIDGE CRANE



COOPER TURBO AIR COMPRESSOR MODEL 48 1250-HP AIR COMPRESSOR

ABRASIVE BLAST CLEANING MACHINES

- 2 – WHEELABRATOR PASS-THRU SPIN HANGER TYPE 3-WHEEL ABRASIVE SHOT BLAST CLEANING MACHINES, S/Ns A140845, A135120, Monorail Loop Type Overhead Conveyor, (4) Spin Hanger Racks, Manganese Liners, Enclosure, With Pneumatic Power Sliding Doors, (2) 40 & (1) 30-HP Shot Impeller Wheels, Shot Reclaim System, Floor Standing, Eaton Panel Mate Power Pro PLC, With Torit DownFlo DF-T3-24 Dust Collector, (12) 16" Replaceable Cartridge Filters, Pneumatic Pulse Jet Cleaning, 3-Hopper Bottom, S/N A140845, Allen Bradley 1336 Plus II Sensor-Less Vector Inverter

AIR COMPRESSORS & DRYERS

- 2 – JOY CENTRIFUGAL AIR COMPRESSORS, (1) TURBO AIR, 10,000 CFM, (1) TA-30, 3000 CFM, Both With Quad 2000 Microprocessor Controls, Water Cooled, Open Frame
- 2 – COOPER TURBO AIR AIR COMPRESSORS, (1) MODEL 48 1250-HP, S/N F09707, 4800 CFM, (1) MODEL 28 500-HP, S/N F10601, 2800 CFM, Both 100 PSIG, Quad 2000 Microprocessor Controls, Water Cooled, Enclosure
- 1 – QUINCY MOR5120ST25HP 25-HP TWO-STAGE HORIZONTAL TANK MOUNTED AIR COMPRESSOR, S/N 5075704
- 3 – HANKISON H-66 REFRIGERATED COMPRESSED AIR DRYERS, S/Ns H1507508001001-2, H1507508001001-3, H1507508001001-1, 4334 SCFM Capacity, 25-HP Compressor

STORAGE RACK SYSTEMS

- 26 – SECTIONS, 9' WIDE X 4' DEEP X 16'H PALLET RACKING, Teardrop Style Uprights, 3-Tier, Wire Mesh Shelf Decks
- 7 – STANLEY VIDMAR STAK SYSTEM STORAGE RACK SYSTEMS, All 13' High,
 - (3) 4000-Lb. Hoist Capacity, (1) With (2) Rows Shelving (7) Sections Each, 4' x 42" Removable Shelf Trays, (1) With (2) Rows Shelving (5) Sections Each, 4' x 46" Removable Shelf Trays, (1) With (2) Rows Shelving (7) Sections Each, 4' x 8' Removable Shelf Trays,
 - (4) 2000-Lb. Hoist Capacity, (1) With (2) Rows Shelving (5) Sections Each, 36" x 34" Removable Shelf Trays, (1) With (2) Rows Shelving (11) Sections Each, (1) With (2) Rows Shelving (4) Sections Each, 60" x 48" Removable Shelf Trays, (1) With (2) Rows Shelving (6) Sections Each, 36" x 30" Removable Shelf Trays

SHOP & FACTORY EQUIPMENT

- 1 – BURRO CRANE INC 50,000-LB. CAPACITY MOTORIZED COIL GRAB CRANE ATTACHMENT, S/N 7614, Motor Driven Spreader Arms
- 1 – RHM FLUID POWER MODEL RHM-200 HYDRAULIC PUMP TEST STAND, S/N RHM200-J100 (1986), 75-HP, With Reservoir, Gauges, Quick Couplers
- 1 – BIRMINGHAM HYDRAULIC VALVE TEST STAND, 15-HP Hydraulic Unit, Gauges
- 2 – 8' X 10' ABOVE GROUND ELECTRONIC SHIPPING/ RECEIVING PLATFORM SCALES, With Programmable Digital Readouts
- 6 – HOSHIZAKI MODEL DCM-750-BWF COMMERCIAL ICE DISPENSING MACHINES

Large Quantity Plant Support Equipment, Including Maintenance Supplies, Steel Tables, Gang Boxes, Lockers, Containers, Physical Fitness Equipment, Office Furniture

CRANES & HOISTS

- 1 – KRONE CRANES 60/30-TON X APPROX. 90' SPAN TOP RIDING DOUBLE GIRDER BRIDGE CRANE, 60/55-Ton Main Hoist, 30/27-Ton Auxiliary Hoist, Common Trolley, Variable AC Frequency Drives, Pendant Controls
- 1 – 45/10-TON X APPROXIMATELY 90' TOP RIDING DOUBLE GIRDER BRIDGE CRANE, 45-Ton Main Hoist, 10-Ton Auxiliary Hoist, Common Trolley, 8-Way Power Pendant Control
- 2 – WHITING 30-TON X APPROX. 90' SPAN TOP RIDING DOUBLE GIRDER BRIDGE CRANES, Variable Frequency Drives, Radio Controlled, 6-Way Power Pendant Control, Both With Kone Cranes 30-Ton Hoist,
- 1 – WHITING 30-TON X APPROX. 70' SPAN TOP RIDING DOUBLE GIRDER 1/2 GANTRY CRANE, (1) Building Rail Riding End Truck, (1) Power Traveling Gantry Leg Riding, Single Hook, Approximately 28' Under Rail Pendant Control
- 1 – P&H 20/10-TON X APPROX. 90' SPAN TOP RIDING DOUBLE GIRDER BRIDGE CRANE, S/N 19831B, 20-Ton Main Hoist, 10-Ton Aux., Common Trolley, Pendant & Cab Controls
- 1 – W-S EQUIPMENT 15-TON X 58' SPAN TOP RIDING DOUBLE GIRDER BRIDGE CRANE, 15-Ton & 10-Ton Hoists, Common Trolley, Kone Cranes Hoist, Pendant Control
- 1 – W-S EQUIPMENT 15-TON X 12' SPAN TOP RIDING DOUBLE GIRDER BRIDGE CRANE, Kone Cranes Hoist, Pendant Control
- 1 – OVERHEAD CRANE & SERVICE CO. 10-TON X 35' SPAN TOP RIDING DOUBLE GIRDER BRIDGE CRANE, S/N 12381, 6-Way Power Pendant Control, With Approximately 90' Free Standing Support Runway
- 1 – OVERHEAD CRANE CO. 10-TON X APPROX. 28' SPAN TOP RIDING SINGLE GIRDER BRIDGE CRANE, S/N 12016, Underhung Cable Hoist, 6-Way Power Pendant Control
- 1 – W-S EQUIPMENT 10-TON X APPROX. 65' TOP RIDING SINGLE GIRDER BRIDGE CRANE, S/N 216050, Bottom Riding Cable Hoist, 6-Way Pendant Control
- 1 – OVERHEAD CRANE CO. 10-TON X APPROX. 40' SPAN TOP RIDING SINGLE GIRDER BRIDGE CRANE, Bottom Riding Cable Hoist, 6-Way Pendant Control
- 1 – NORTHERN 5-TON X APPROX. 20' SPAN SINGLE GIRDER UNDERSLUNG BRIDGE CRANE, Electric Cable Hoist, Pendant Control
- 1 – 2-TON HOIST SYSTEM, YALE 2-TON AIR HOIST, Circular Monorail, With Free-Standing Support Structure, Approximately 30' Overall Length
- 1 – CLEVELAND BEACON LINE 6-TON CAPACITY 360 DEGREE FREE-STANDING JIB CRANE, 15' High x 15' Reach Power Rotate, Yale 6-Ton Cable Hoist, Power Trolley, 6-Way Power Pendant
- 1 – 1-TON 360° FREE-STANDING JIB CRANE, 12' High x 18' Reach Budget Electric Chain Hoist, With Power Trolley
- 1 – GORBEL 1/2-TON 360° FLOOR-STANDING JIB CRANE, 13' High x 13' Reach, Kone Cranes 1/2-Ton Electric Chain Hoist
- 3 – 1/2-TON 360° FREE-STANDING JIB CRANES
- 1 – DAVID ROUND & SON 1/2-TON 360° FREE-STANDING JIB CRANE
- 1 – GORBEL MODEL FORCE EASY-ARM 150-LB. CAPACITY LIFT ASSIST FLOOR-MOUNTED JIB CRANE
- 1 – GORBEL 1/2-TON COLUMN MOUNTED JIB CRANE, With CM Lodestar 1/2-Ton electric Chain Hoist
- 1 – W-S EQUIPMENT 15-TON X 50' SPAN TOP RIDING DOUBLE GIRDER BRIDGE CRANE, S/N 966040, Yale Cable Hoist, 6-Way Pendant Control

CATALYTIC CONVERTER - R & D TEST LAB

May Be Offered In Bulk Subject To Piecemeal Bids

- 3 – CATALYTIC CONVERTER DYNO TEST CELLS #4, 5, 6, Each With (2) Dynamic Test Systems Engine Water Break Dynamometers, Unholz Dickie Shaker, With Controls, Water Quench Station, Transducer Interface, Sakor Dyna Lab III Engine Cell Controller
- 1 – MTS STRUCTURAL TEST SYSTEM, Including, (2) Hydraulic Actuators, Hydraulics, Manifold
- 1 – SCANS ASSOCIATES TESTER
- 1 – TRINCO MODEL 367 BP DRY BLAST CABINET, S/N 53599
- 1 – BUEHLER DELTA AUTOMATIC ABRASIVE CUTTER
- 1 – STRUERS MODEL DISCOM-2 CUT-OFF MACHINE
- 1 – APPLIED TEST SYSTEM MODEL 900 TENSILE TESTER
- 2 – HECK TRACE-A-PUNCHES
- 2 – BLUE-M LAB OVENS